


# XTRL

(EX  
PRO)  
SYSTEM



An AirClad X Technical Data Sheet



Updated 29/05/24  
by SC

**XTRL**  
**TECHNICAL DATA**  
6m by 2.1m

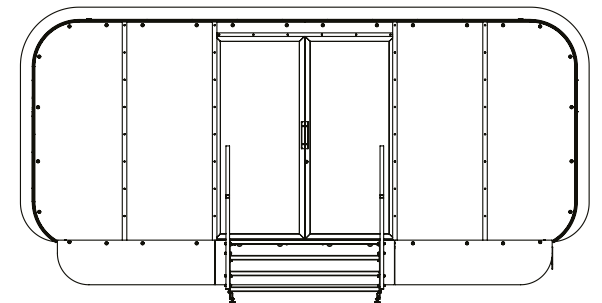
# XTRL



## CONTENTS

6m by 2.1m

INTRODUCTION	03
CORE PACKAGE	04
ELEVATIONS	05
SET-UP	10
IMAGES / VISUALS	11



# XTRL

## INTRODUCTION

This Technical Data document is designed to assist prospective clients and operators by offering a scope of the physical aspects of this AirClad X structure. The information provided is intended as a guide and should not be used to overlay detailed plans. 3D CAD files are available for project-specific applications on request.

The XTRL 6 is ideally suited to touring events where a pre-built solution is required. Complete with integrated lighting and uniquely designed features for wall-mounted accessories and graphics, the interior space is open-plan and ready for an interior fit out.

This 2.1m wide by 6m long trailer is capable of being towed by any 3500kg load approved vehicle. The system is pre-assembled and is partially held in tension by pressurised Air Cells that wrap around the frame. The inflated AirCells come as standard in white black-out PVC to maximise thermal efficiency.

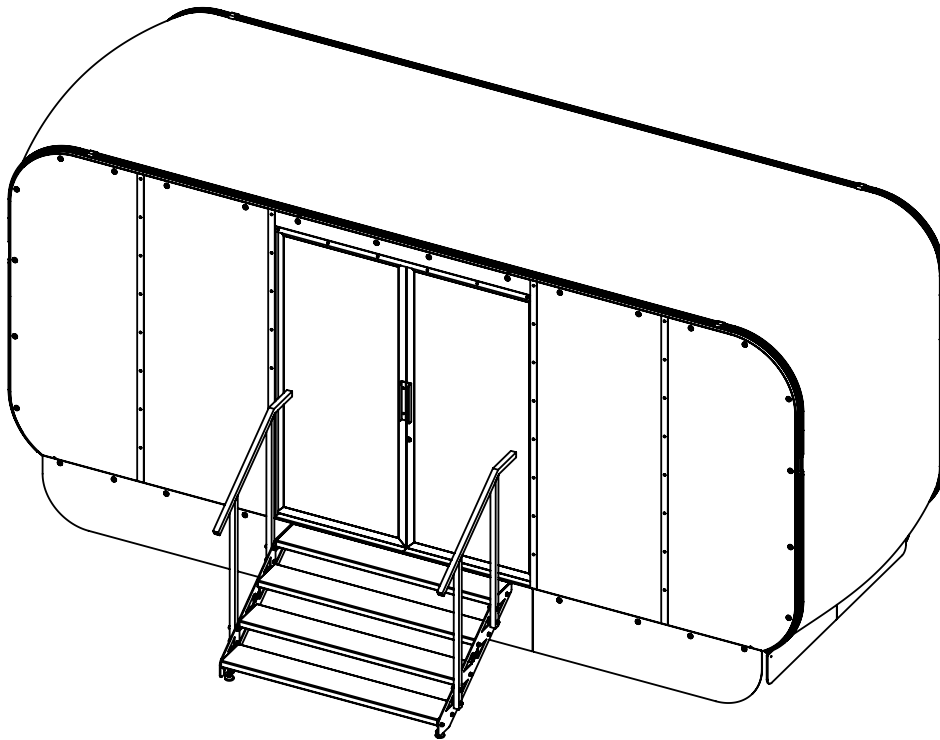
Quality finishes create a premium feel, inside and out. The Space Frames and Cross Braces are double powder coated for durability in a choice of RAL colours. The Fascia uprights, as with the door frames, are finished in a premium, textured black powder coat.

The integrated raised flooring has 100mm floor cavities to run electrics and AV cabling to preserve the clean aesthetic of the internal space. The 18mm plywood floor has a tough resin-coat and is ready for a range of internal floor finishes to make the space your own.

The XTRL is proudly designed and produced in the EU and is engineered to Euro Code 13782

### NOTE

For the purposes of the data sheets, the information provided is based on single double sliding doors to the front with a closed fascia to the rear. For information on operations and health and safety please refer to product logbook.



# XTRL

## CORE PACKAGE

<b>Structural Frames:</b>	2
<b>Cross bracing:</b>	11
<b>Flooring:</b>	5 whole boards joint
<b>Double sliding door:</b>	1
<b>Stairs:</b>	1
<b>Glazing:</b>	6 square sheets 4 rounded edge sheets
<b>AirCells:</b>	1
<b>Air management systems:</b>	1
<b>Connection Hoses:</b>	0
<b>Weight of Trail:</b>	990 kg

## BUILT STRUCTURE DETAILS

<b>Max External footprint:</b>	6.7 m by 2.8 m (18.8 m <sup>2</sup> )
<b>Internal usable area:</b>	5.6 m by 1.9 m (10.7 m <sup>2</sup> )
<b>Max height:</b>	3.2 m
<b>Max entrance / exit opening:</b>	1.85 m by 2.24 m high
<b>Frame Cross section:</b>	80 mm by 80 mm
<b>Cross bracing cross section:</b>	50mm Diameter
<b>Structure weight:</b>	990 kg (66 kg/m <sup>2</sup> )
<b>Trailer:</b>	830 kg (Brian James)
<b>Total weight:</b>	1820 kg

## MATERIALS

<b>Aircells:</b>	FR treated polyester re enforced PVC
<b>Frame:</b>	Powder coated extruded aluminium
<b>Cross bracing:</b>	Powder coated extruded steel
<b>Flooring:</b>	18mm thin resin coated plywood
<b>Flooring braces:</b>	50mm galvanized box section steel
<b>Glazing:</b>	6mm Polycarbonate

## POWER

**Air Management system:** draws 1.4amp

## SETUP GUIDE

<b>Crew:</b>	min 1 people
<b>Set up time:</b>	from 0,5 hours
<b>Derig time:</b>	from 0,5 hours

### NOTE

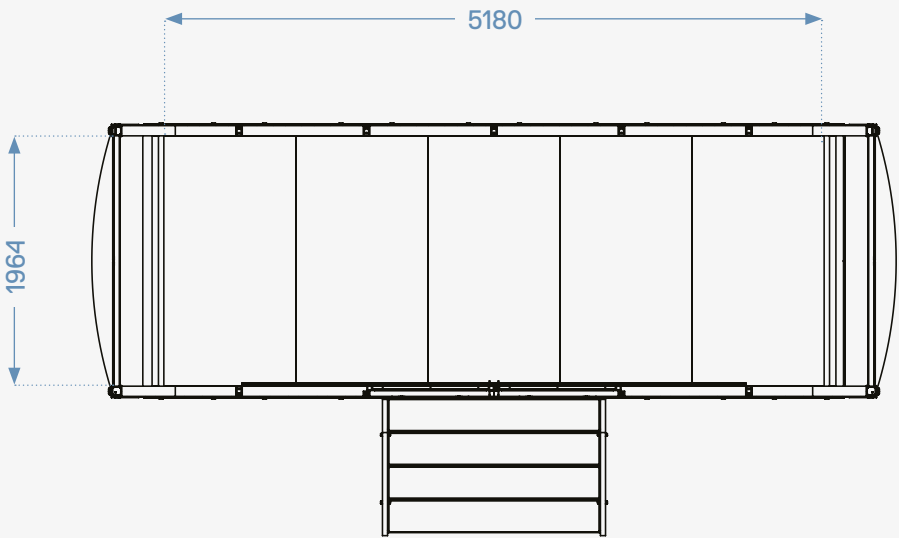
The above refers to setting up the structures, fixing and pressurising of air cells only. The guides supplied represent minimum required action to achieve a safe and secure installation. The times indicated may vary due to site conditions, access, weather and other elements outside of our control. We always advise pre-installation site visits where possible in advance of any goods arriving on site. AirClad accepts no responsibility for damages to equipment, structures, injuries to persons, or loss of earnings due to structure installation methods outside of their own crew control.



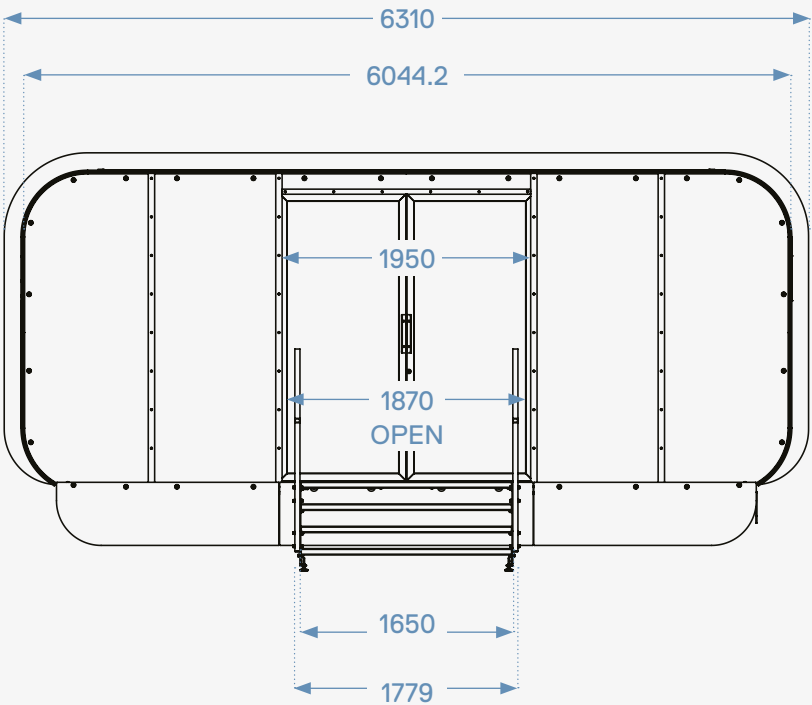
XTRL

ELEVATIONS

All sizes in mm.



PLAN



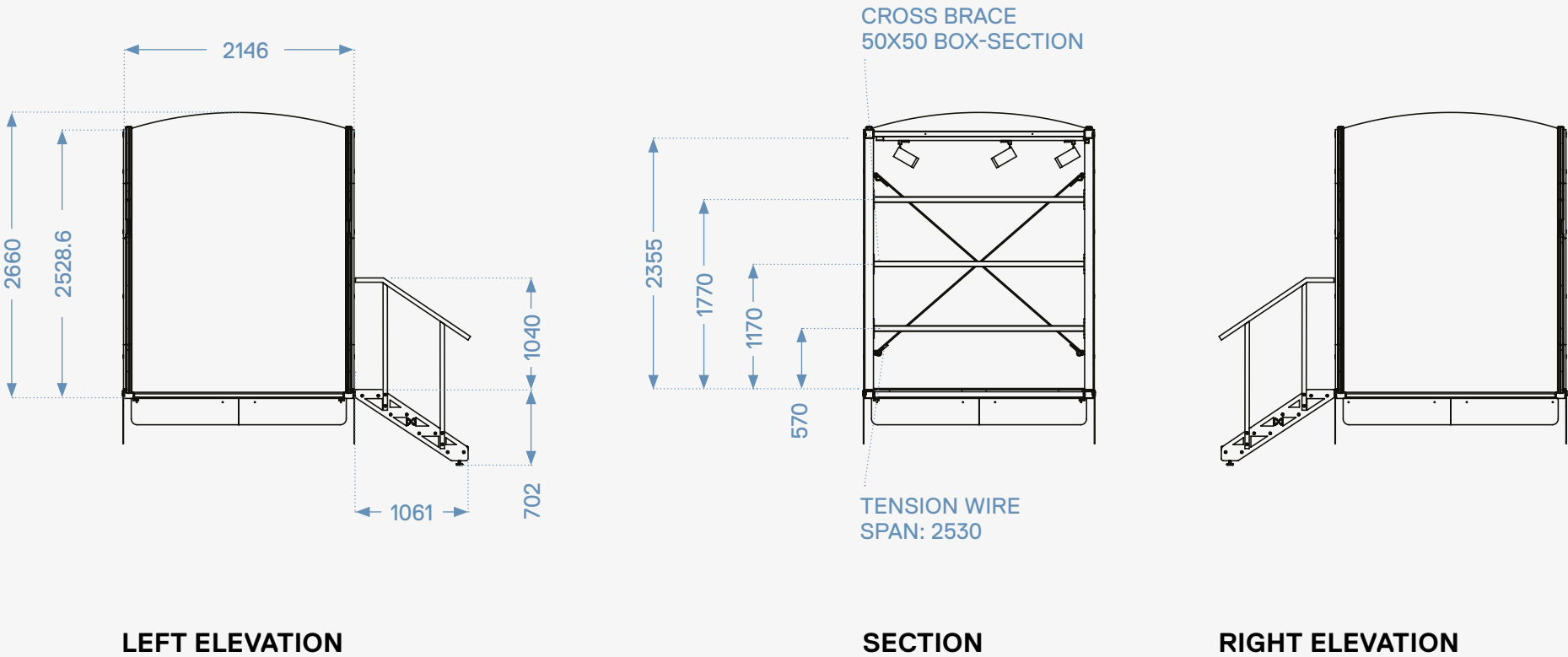
FRONT ELEVATION



XTRL

ELEVATIONS

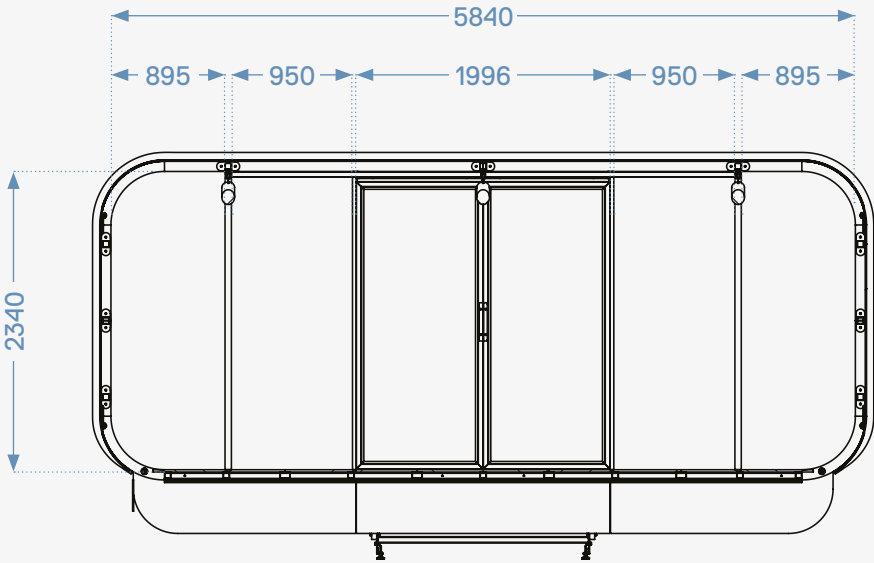
All sizes in mm.



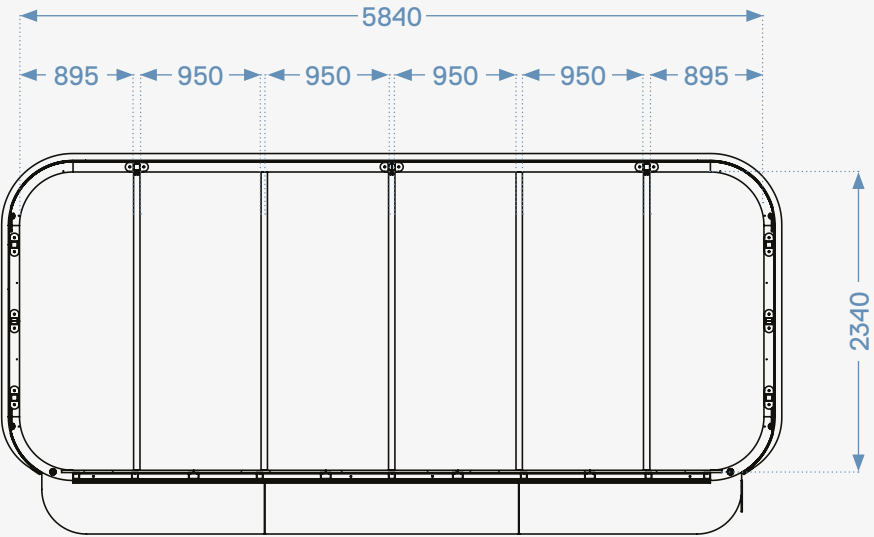
XTRL

ELEVATIONS

All sizes in mm.



**FRONT FASCIA ELEVATION**  
(INSIDE VIEW)



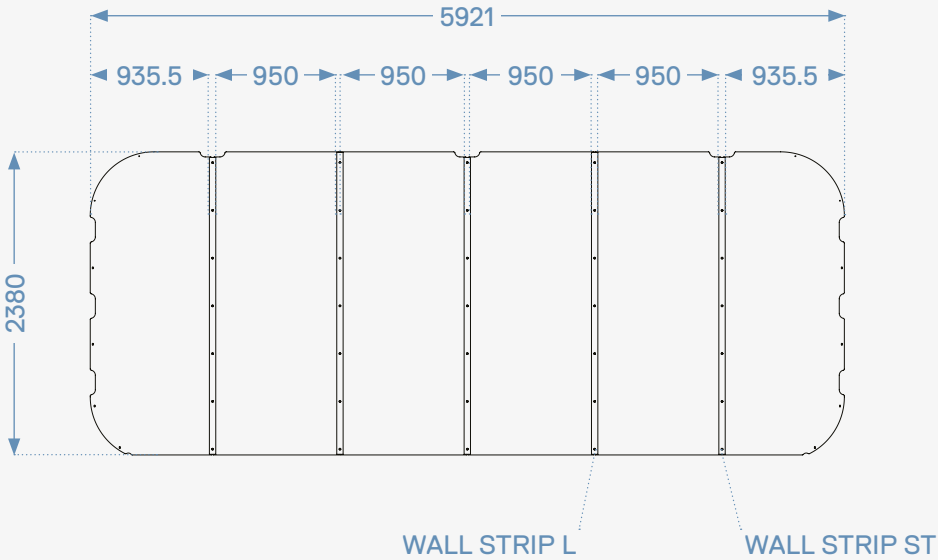
**REAR FASCIA ELEVATION**  
(INSIDE VIEW)



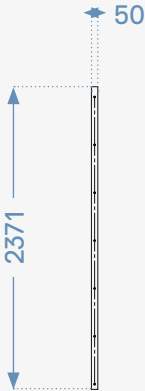
XTRL

ELEVATIONS

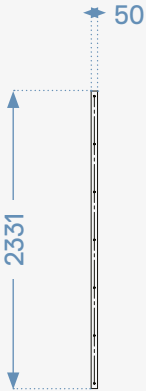
All sizes in mm.



INTERNAL REAR WALL ELEVATION  
(ASSEMBLED)



WALL STRIP L  
(X2)



WALL STRIP ST  
(X3)



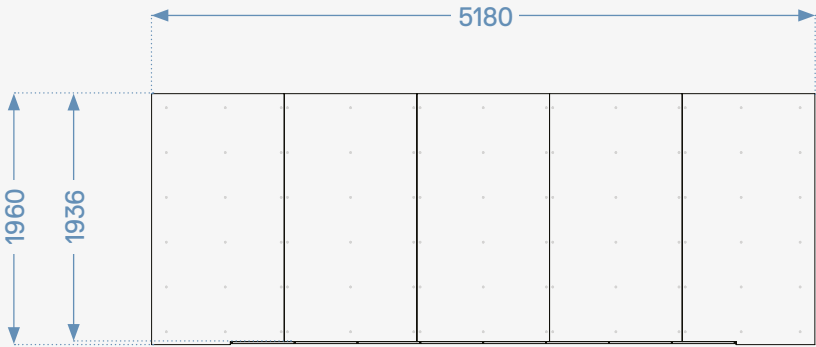
Please note these elements are a supplement and may not be included in your core package.



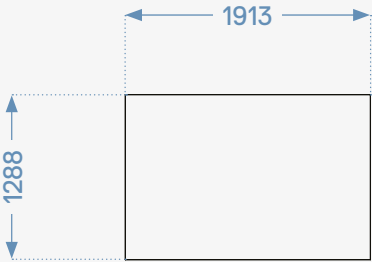
XTRL

ELEVATIONS

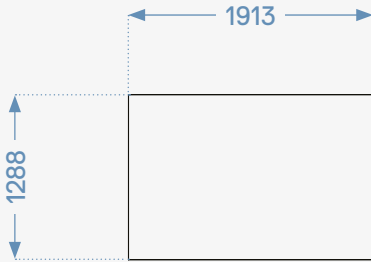
All sizes in mm.



FLOOR PLAN



LEFT WALL  
(INTERNAL)

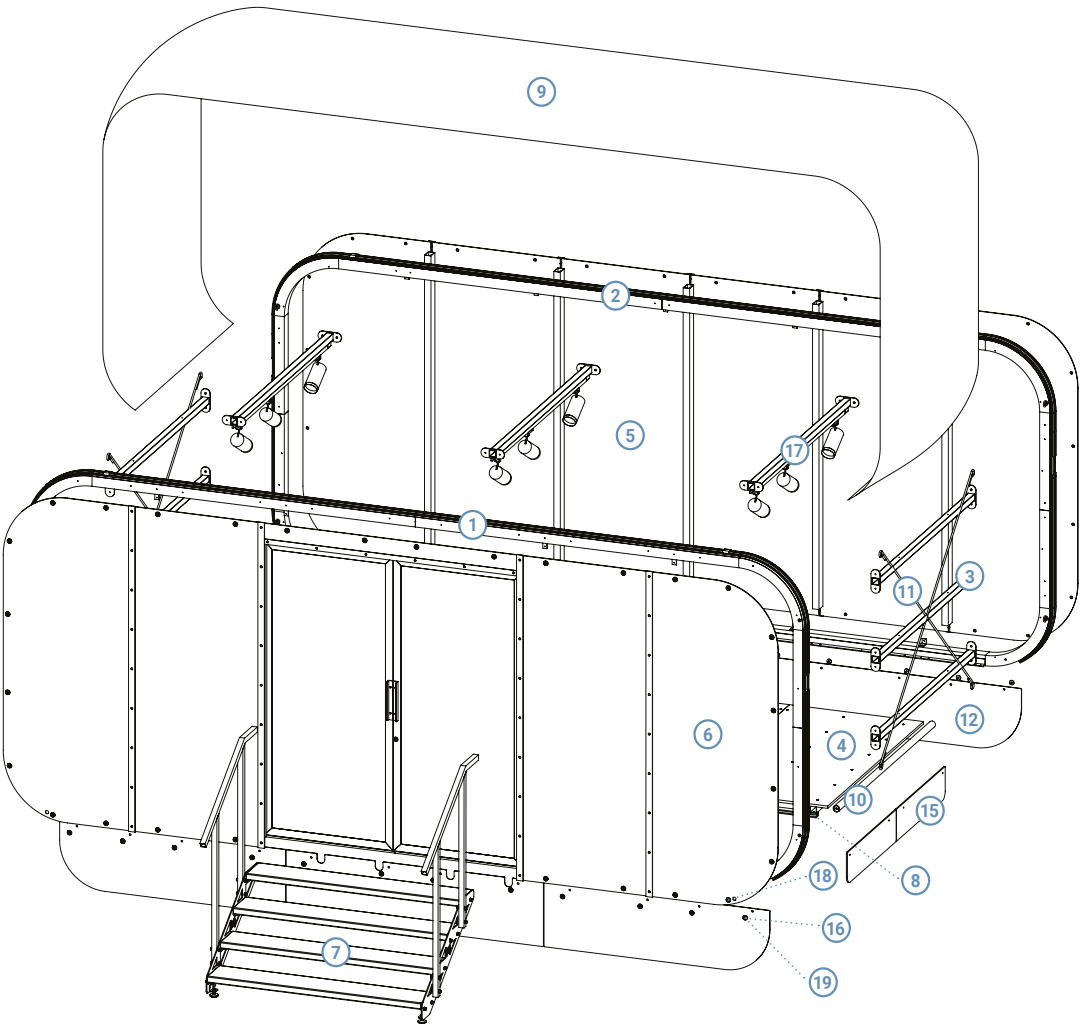


RIGHT WALL  
(INTERNAL)



XTRL

ELEVATIONS



Item No.	Description	QTY.
①	XTRL Main Frame Front Fascia	1
②	XTRL Main Frame Rear Fascia	1
③	XTRL Square Cross Brace	9
④	XTRL Flooring	1
⑤	XTRL Rear Fascia (closed)	1
⑥	XTRL Front Fascia (S-Door)	1
⑦	Stairs 12" (Alu)	1
⑧	Trailer Mounting Strip	4
⑨	XTRL AirCell	1
⑩	XTRL single cross brace (AirCell)	2
⑪	XTRL Tension wire (set)	4
⑫	XTRL Skirt Panel Standard	4
⑬	XTRL Skirt Panel Stairs	1
⑭	XTRL Skirt Panel Middle Rear	1
⑮	XTRL Skirt Panel Trailer End	2
⑯	Fascia washer	24
⑰	XP-L SLV-3-ST (SLV 3 phase light set)	3
⑱	ISO 10642 - M10 x 100 (Countersunk)	4
⑲	ISO 10642 - M6 x 30 (countersunk)	24





XTRL  
VISUALS



(X)





**Disclaimer**

*Please note the information in the document is offered as guidance only. AirClad and its partners accept no liability for variations in dimensions, weights, and written information provided. AirClad and its partners reserve the right to alter or delete any information provided at any time.*

(EX  
PRO)  
SYSTEM

AIRCLAD (X)

AirClad Ltd  
Essenstraat 5  
2060  
Antwerp  
Belgium

[info@airclad.com](mailto:info@airclad.com)  
[www.airclad.com](http://www.airclad.com)

AirClad Ltd  
The Echo Building  
18 Albert Road  
Bournemouth  
BH1 1BZ

+44 (0) 1202 942 475

#FASTARCHITECTURE